


BUCKINGHAM MFG.

PN 6307 WebGrab / BuckGrab Cam Eye Inspection Gauge Instructions

Fig. 1



The Buckingham Mfg. PN 6307 WebGrab / BuckGrab Cam Eye Inspection Gauge (Fig. 1) is designed to check the eye thickness and width of a WebGrab and BuckGrab supplied on our SuperSqueeze, EZSqueeze, BuckAdjuster and SuperStrap products. (Fig. 2 – 4)

Fig. 2

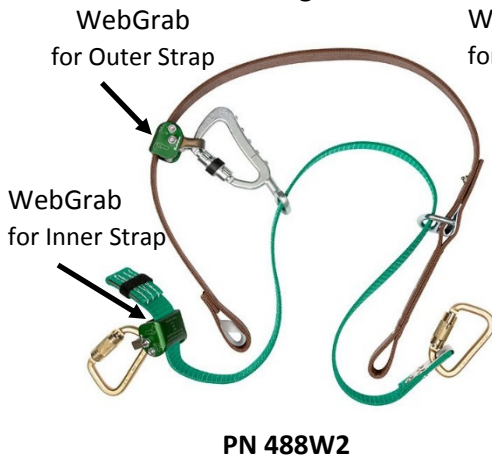


Fig. 3



Fig. 4



A. Eye Thickness Inspection:

- Place the eye thickness window (Fig. 5) onto the worn area of the cam eye (Fig. 6 & 7), if any portion of the cam eye fits into the eye thickness window past the NO GO line (Fig. 6 - 7), the cam is excessively worn and needs to be removed from service.

Fig. 5

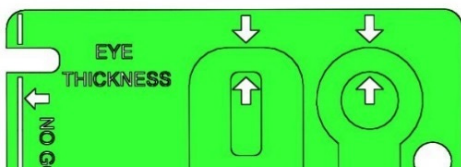


Fig. 6

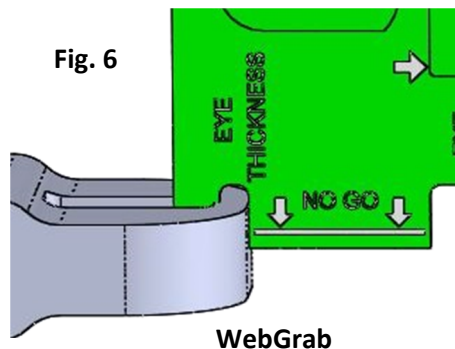
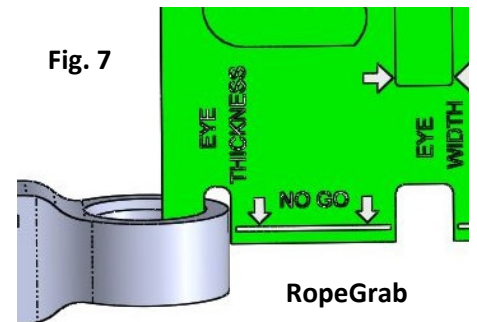


Fig. 7



Eye Width Inspection:

1. Place the eye width window (Fig. 8) onto the worn area of the cam eye (Fig. 9 & 10), if any portion of the cam eye fits into the eye width window past the NO GO line (Fig. 9 - 10), the cam is excessively worn and needs to be removed from service.

Fig. 8

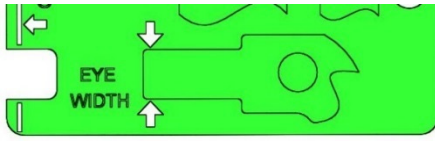


Fig. 9

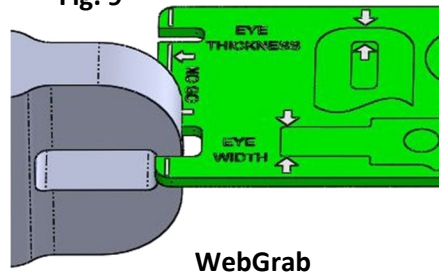
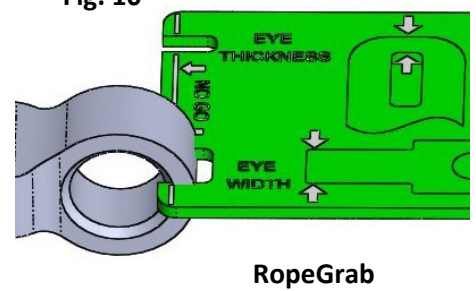


Fig. 10



6307 Gauge shown with PN 5005NK Key Chain Carabiner attached (PN 5005NK Not included).

NOTE: This product cannot be returned unless it is in new / unused condition.

Information contained in these written instructions supersedes all other information (written, audio, video etc.) produced by Buckingham Mfg. prior to the revision date of this document.

Buckingham Mfg. Co

Binghamton, NY

www.buckinghammfg.com

1-800-937-2825